

SECTION VI

Athletic Division

GENERAL GUIDELINES FOR ALL ATHLETIC COMPETITION

Implementing a sports program can be of tremendous benefit to the Christian school. Godly coaches can use sports to teach character and self-control. Sports can also be used as an instrument to create and promote school spirit. On the other hand, a sports program has the potential of becoming an end in and of itself. Students and staff who hold sports above all else do themselves a disservice and do not honor the Lord.

Regional and International Student Conventions are not intended to be tournaments to determine state and national championships. Schools that enter regional competition solely to compete in sports are missing a tremendous opportunity for their students to broaden their talents and abilities in other areas.

Regional and International Student Conventions may refuse to accept teams or individuals:

1. Who are only interested in sports competition.
2. Whose coaches or players have demonstrated a disrespect for A.C.E. leadership, officials, and/or other teams and coaches.
3. Who have repeatedly displayed a negative attitude.

UNSPORTSMAN-LIKE CONDUCT PENALTY - DISQUALIFICATION

A.C.E. desires to assist schools in training young people to respect authority and conduct themselves in a Christian manner at all times, including stressful or demanding situations. Many times “Christian testimonies” are tarnished by public displays of unsportsman-like conduct.

Remember, God is not necessarily concerned with who wins the game, but rather how the game was played. Any participant, player (on the court or on the bench), or coach who conveys and/or displays any attitude of disrespect, disgust, and/or disagreement could be disqualified from athletic competition.

Athletic Dress Check

The athletic judges will conduct dress check each day before every athletic event. Students will not be allowed to compete until dress corrections are made. (See athletic dress guidelines on pages I-8 and I-9.)

First Aid

Each school is responsible for providing their own first-aid supplies for athletic competition. Schools are responsible for helping their students as much as possible before consulting the medical/first-aid team.

TRACK (Male and Female) AND FIELD (Male Only)

PERFORMANCE EVENTS

GENERAL GUIDELINES FOR TRACK AND FIELD

1. Appropriate athletic clothing must be worn. Boys must be clean shaven to compete. (See athletic dress code in Section I of these guidelines.)
2. A contestant may enter no more than three events (four events at Regionals) in Track and Field.
3. It is the responsibility of the contestant to be present when his event is run. He will be disqualified if he misses his event.
4. Substitutions in relay teams are allowed only in cases of sickness or family emergency.
5. All substitutions must be approved by the Meet Director.
6. Contestants must compete with shoes on both feet.
7. In all field events, it is the contestant's responsibility to check in with the Chief Judge before competition begins.
8. Any contestant performing in both field events and running events must immediately report to the starting place for his race when his running event is announced over the P.A. system. However, he must tell the field event Chief Judge of his whereabouts and report back to the same judge when his running event is completed; each contestant shall resume field competition where he left off.
9. Qualifiers for the final heats will be the eight contestants or teams with the fastest qualifying times. Eighteen contestants qualify for fastest times for the 1600-Meter Run and twelve for the 800-Meter Run.
10. A heat shall consist of up to eight runners with each runner assigned his own lane.
11. Winners of heats shall be placed in lanes accordingly:
 - a. Fastest Time Lane 4
 - b. Second fastest time Lane 5
 - c. Third fastest time Lane 3
 - d. Fourth fastest time Lane 6
 - e. Fifth fastest time Lane 2
 - f. Sixth fastest time Lane 7
 - g. Seventh fastest time Lane 1
 - h. Eighth fastest time Lane 8
12. In the 100-Meter Dash, the 200-Meter Dash, the 400-Meter Dash, the 400-Meter Relay, and the first lap of the 1600-Meter Relay, a runner shall run within his assigned lane and shall not step over his lane line for three or more consecutive steps with either or both feet.
13. In the 800-Meter Run, the 1600-Meter Run, and the second lap of the 1600-Meter Relay, a runner must be one full stride ahead of another runner before he can cut over to the latter's course.
14. A.C.E. International Student Convention Track and Field Records may be set during preliminaries at the A.C.E. International Track Meet.



15. All field measurements are to be recorded to the nearest 1/4 inch except in the high jump where the measurements will be recorded, by the judges, to the nearest 1/2 inch. Times are to be recorded to the nearest 1/10 second.
16. Starting blocks may be used for any race. It is the responsibility of a fellow teammate to remove the blocks immediately after the race has begun.
17. In all events that involve measuring (except high jump), ties by identical measurements shall be separated by the second best performance of the tying contestants. If a tie still exists, it shall be decided by the third performance.
18. Spectators and coaches are not allowed on the track field.
19. Contestants may wear watches during competition.
20. **IMPORTANT:** The Regional Convention reports the winning time and distance for each contestant at the Regional Convention on CF52 to the International Convention Office.

For more specific rules for Track and Field, please refer to the *Track and Field Rule Book* published by:

National Federation of State High School Associations
 NFHS Customer Service
 P. O. Box 361246
 Indianapolis, IN 46236-5324
 (800) 776-3462
 Fax: 317-899-7496
nfhsorder@sportg.com
www.nfhs.com

In case of a conflict of rules, the A.C.E. guidelines have precedence.

TRACK AND FIELD ORDER OF EVENTS

100-Meter Dash
 1600-Meter Run
 400-Meter Dash
 200-Meter Dash
 800-Meter Run
 400-Meter Relay
 1600-Meter Relay

This order is given for
 your information in selecting
 your participation in
 Track events.

RELAYS (400-, 1600-Meter) (Male and Female) **PERFORMANCE EVENT**

1. Each relay team must consist of four members.
2. Relay runners must be dressed in uniformity; all four runners must be dressed alike.
3. Each member must run at least one, and no more than one, leg of the relay.
4. A baton must be carried and passed, not thrown, in succession to each runner.
5. In each relay, a runner must pass the baton to the next runner inside the 20-meter passing zone. Passing of the baton before the baton reaches the zone or after it goes beyond the zone, disqualifies that team.

6. After passing the baton, runners must continue in their lane so as not to interfere with others.
7. The baton must be carried by hand.
8. If any member of a relay team runs any part of the race without a baton, his team shall be disqualified.
9. A dropped baton must be recovered by the runner who dropped it, without interfering with other runners. If a baton is dropped in the passing zone, either runner of the same team in the zone may recover the baton. Disqualification occurs for interfering with another runner.
10. A member of a relay team may not run outside the passing zone to take the baton from a fallen member.
11. A runner who is to receive the baton may start his running no more than 10 meters outside the 20-meter passing zone. A runner may also start his running anywhere inside the 20-meter passing zone.
12. In the 400-Meter Relay, the runners must remain within their lanes throughout the race.
13. A 400-Meter Relay team shall consist of 4 runners, each running approximately 100 meters.
14. A 1600-Meter Relay team shall consist of 4 runners, each running approximately 400 meters.
15. In the 1600-Meter Relay, one lap must be completed before any runner may move to an inside lane. The curve judge of the final leg of the race shall arrange the runners from the inside lane out according to the order of the upcoming runners as they round the curve.

Contestants should select events carefully so they will not be competing in a back-to-back situation; i.e., 400-Meter Relay followed by 1600-Meter Relay.

HIGH-JUMP (Male Only)

PERFORMANCE EVENT

1. Before competition, each contestant may take one trial jump at the starting height (4'6") for all contestants. Each contestant is allowed three (3) attempts at each height to clear that height. A third failed attempt eliminates the contestant.
2. A successful jump is one in which a jumper clears the crossbar without knocking the crossbar off the uprights. An unsuccessful attempt is one in which the contestant knocks the crossbar off with any part of his body or clothing.
3. A legal jump is one in which the jumper takes off or jumps from one foot.
4. Contestants reporting late will have to begin jumping at the present bar height.
5. A high jump crossbar shall be raised two inches at a time until the height of 4'10" is reached. From then on, the height shall be raised one inch at a time until six contestants remain. At that point, the height shall be raised one-half inch at a time.
6. A contestant may pass at any height. Once he has begun his jumping at any height, he may not pass that height.
7. A record of failures and successes shall be marked for all contestants. A zero will stand for a miss, an X will stand for a successful attempt, and a P will stand for a pass. (See example below.)

Example:

	5'0"	5'2"	5'4"	5'6"
J. Michael Kindhart	<u>X</u>	<u>0 0 X</u>	<u>P</u>	<u>0 0 0</u>

8. A try at a height shall be scored when any contestant touches the crossbar, upright supports, or landing area on any official run.
9. The winner shall be the person who has made the highest jump. In the case of a tie, the person with the least number of misses shall be declared the winner. If any contestants still remain tied, a jump-off shall occur and be judged again on fewest misses or highest height.
10. After all other contestants have failed, the one contestant left has the right to continue jumping until he has three consecutive misses.

RUNNING LONG JUMP (Male Only)

PERFORMANCE EVENT

1. Each contestant is allowed three jumps.
2. Before competition starts, each contestant is allowed two practice jumps.
3. A foul jump occurs when the take-off extends past the scratch line. The edge of the take-off board nearest the landing pit shall be the scratch or foul line.
4. A foul jump occurs if the contestant touches any area outside the landing pit during his jump or if he runs through or past the pit after having begun his approach.
5. Measurements shall be made at right angles to the scratch line from the nearest break in the landing pit made by the contestant's feet, hands, body, or clothing.
6. The landing pit must be raked smooth by an official following each jump.
7. All jumps are to be recorded by the Chief Judge.

SHOT-PUT (Male Only)

PERFORMANCE EVENT

1. Athletic Director will provide the twelve-pound shot.
2. Before competition starts, each contestant is allowed two practice puts.
3. The contestant with the longest put shall be declared the winner.
4. Each contestant is allowed three puts. They are to be taken in succession or in rotation with the other contestants. The contestant may choose one of these two ways.
5. A legal put must be made with one hand. During the attempt, the shot must not drop to the shoulder and must be kept in close proximity to the jaw.
6. A legal put must land in the designated area. The contestant's foot must not touch the out-of-bounds circle or, if using a stop-board, the top surface area of such stop-board. Any area outside the circle is also illegal until the put has been marked by the officials.
7. All puts by each contestant are to be recorded.
8. It is not a foul if any part of the contestant swings outside the circle without touching the ground.




9. See the *National Federation Handbook for Track and Field* for the correct way to measure a put. (For complete address, see page VI-3.)

DISCUS (Male Only)

PERFORMANCE EVENT

1. Athletic Director will provide the standard size
2. (3 lb. 9 oz. and 8 1/4" to 8 5/16" diameter) rubber discus.
3. The contestant is allowed two practice throws.
4. The contestant with the longest of three throws will be declared the winner.
5. The contestant may not leave the designated throw circle during his event.
6. Items 6, 7, 8, and 9 under "Shot-Put" as applicable.



SOCCER KICK (Male Only)

PERFORMANCE EVENT

Soccer Kick competition will be conducted as an elimination event in a similar manner as High Jump.

Rules

1. A standard #5 soccer ball must be used by all contestants. The Convention Director shall provide a regulation ball and net.
2. The ball must be properly inflated and will be checked by the Event Director.
3. Athletic shoes without hard toes are required.
4. A kicking tee must not be used.
5. A successful kick is one that passes into the net without touching the ground. It must be in flight when it passes over the goal line.
6. Contestants are permitted two "warm-up" kicks.
7. Contestants can take no more than two approach steps.
8. Contact with the ball constitutes a kick.
9. All contestants start at 10 yards.
10. All contestants must report and continue until eliminated. Contestants reporting late for competition will begin where the ball is currently placed.
11. Each contestant is allowed three tries at that distance. They may pass if they so desire.
12. After all contestants have either passed or attempted the kick, the ball is moved back 5 yards. Rule #11 then applies again.
13. Continue the above process until a winner has been determined.
14. A record of failures and successes shall be marked for all contestants. A zero will stand for a miss, an X will stand for a successful attempt, and a P will stand for a pass. (See example below.)

Example:

	20 yds	25 yds	30 yds	35 yds
Racer Loyalton	<u>X</u>	<u>0 0 X</u>	<u>P</u>	<u>0 0 0</u>

15. The winner shall be the person who has made a successful kick from the longest distance. In the case of a tie, the person with the fewest misses shall be declared the winner. If any contestants still remain tied, a kick-off shall occur and be judged again on fewest misses or longest kick.
16. After all other contestants have failed, the one contestant left has the right to continue kicking until he has three consecutive misses.

PHYSICAL FITNESS AWARD (Male Only)

PERFORMANCE EVENT

Pull-Up

1. Standing with the bar adjusted to at least eight (8) inches beyond extended arm, grasp bar with back of the hand toward the contestant.
2. Flex arms, raise body, touch chin to bar; return to starting position.
3. Move upward and downward with body in extended position.
4. The contestant will be allowed five minutes to perform as many pull-ups as possible without stopping.

Push-Up

1. Front lying, palms of hands flat on floor and approximately one (1) foot from ears directly to side of head.
2. Straighten arms to lift body.
3. Chest must touch floor for each completed movement.
4. Body must remain in a rigid position during the upward push and downward motion.
5. The contestant will be allowed five minutes to complete as many push-ups as possible without stopping.

Sit-Up

1. Back lying, legs bent at least 90° angle, feet together flat on floor, arms folded across the abdomen without holding shirt.
2. Sit up and touch the knees with the folded arms without holding shirt.
3. Keep arms folded, hands on opposite biceps, resting on your chest in the down position and extended to touch the top of the knee on the upward movement. Buttocks must stay in contact with ground.
4. The Event Judge will assign a "buddy" who will hold the contestant's feet against the floor.
5. The contestant will be allowed ten minutes to perform as many sit-ups as possible without stopping.

Rules

1. The contestant must do the exercises in the following order (1) pull-ups, (2) push-ups, and (3) sit-ups.
2. Only 60 seconds will be allowed between exercises.
3. A judge will count the number of correct exercises performed. The judge will "warn" the contestant of the first improper movement; count will stop at the second improper movement, or when time is up.

Scoring

Pull-Ups - 1 point each
Push-Ups - 1/2 point each
Sit-Ups - 1/3 point each

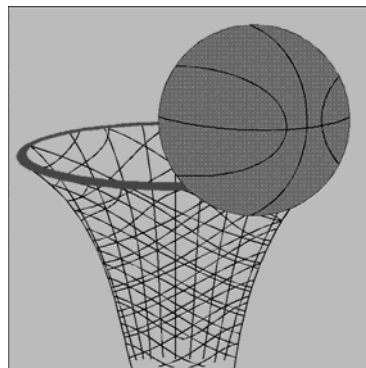
The contestant with the highest total points shall win first place. Subsequent places will be determined by total points of each contestant.

Physical Fitness competition is counted as one of the three athletic events in which a male contestant is allowed to compete.

BASKETBALL (Male Only) ELIMINATION/PERFORMANCE EVENT

Team

A team shall consist of five (5) players minimum to ten (10) players maximum. A team will not be permitted to start a game with less than 5 members. Only players, two coaches, and one statistician are allowed on the team bench.



Uniform

Each team is to be in a standard uniform (every member dressed alike). Each player's shirt is to be numbered on both front and back with a solid color number contrasting with the color of the shirt. The number on the back shall be at least six inches (6") high and the number on the front shall be at least four inches (4") high. Teams with similar colors will wear pullovers.

NOTE: Any number, one or two digits, cannot exceed "5." (Please refer to SECTION I for guidelines on attire.)

Choice of Ends

The team representing the smaller school (age 13 and older students) shall have the first choice of ends. Teams shall change ends at the half. Benches will be assigned by the Director.

A Game

A game shall consist of two, eight-minute periods separated by a five-minute half time. A game shall be won by the team having scored the most points by the end of sixteen minutes of playing time. Winning teams advance. Winning team coach takes game report, with score of game, to the check-in table for the next assigned game time. Losing teams are eliminated, unless needed

to determine third through sixth place. Regional Conventions may play double elimination, if time permits. The time rules are to be used for the entire tournament, even championship games at International Student Convention and Regionals.

Warm-up time

Each team will have at least five (5) minutes of warm-up time, unless it is game time; then present team may take the court to warm-up.

Time-Outs

Each team is given two (2) full one minute time-outs and two (2) thirty second time-outs per game.

Overtime

Three (3) minutes duration, each team will be allowed one additional time out.

Fouls

Three personal fouls per game disqualify a player. Bonus (1 and 1) foul shots on 4th through 6th team fouls in each half. Double bonus, shoot 2 foul shots on the 7th and subsequent team fouls in each half.

Technical Fouls

Technical fouls are also counted as personal fouls and team fouls. Bad language will result in a technical. Coaches and/or players will be removed for the rest of the half for a negative attitude technical. If a coach or player receives a second technical foul, then he is eliminated for the rest of the game and tournament.

Rules

For general rules, see the National Federation of State High School Association's Basketball Rules Book (contact information on page VI-3).

Table Help

Each team must provide one person to help with the score table for each game played.


Cheering

Teams are not permitted to have cheerleaders.

TABLE TENNIS SINGLES (Male-428) (Female-450) ELIMINATION/PERFORMANCE EVENT

Table Tennis Uniforms

Male and Female - Appropriate athletic clothing must be worn for all games. (See athletic dress codes in SECTION I of these guidelines for male and female requirements.)



The Racket

The racket may be any commercially produced paddle with rubber sheets. The rubber sheets must completely cover the side or sides being used to strike the ball. There can be no holes or damaged portions on the rubber sheets. (Sandpaper, cloth, or bare wooden surfaces are not allowed.)

The Choice of Ends and Service

The choice of ends and the right to be server or receiver in the first game of every match shall go to the younger player, provided that, if he chooses the right to be server or receiver, the other player shall have the choice of ends, and vice versa. Following the first game, the players then switch sides, and the first server of the first game becomes the first receiver of the second game. If a third game is required, the procedure will be the same as the first game.

Warm-Up

Because of a limited time schedule, warm-up may be no longer than two (2) minutes on the game table.

Game and Match

Games will be played to 11. A match is best two-of-three games. After each 2 points have been scored, the receiving player shall become the serving player and so on until the end of the game, unless both players score 10 points. When the score is tied at 10, the serve will alternate after each 1 point until a player wins by 2 points. From quarterfinals on (if time permits), a match may consist of the best three-of-five games.

Rules

During the course of a match, coaching is not permitted during a game but can be done between games, if it does not delay the next game. Because of the time limitations, play should be continuous. In the final match, play should likewise be continuous throughout, except that either opposing player is entitled to claim a repose period of not more than five minutes duration between the second and third games of a three-game finals match. Any other circumstances requiring a delay in play, be it injury, equipment problems, or other, **shall be considered and ruled on by the Chief Judge.**

Judge will call score before each serve. A serve made prior to score called will be a let and will be played over again. Contact with the ball must be above the table level and behind the end line (not sides) on a serve. The judge must be able to see the ball at all times. The server must hold ball in OPEN PALM and toss ball up during the serve. If a player fails to strike the ball after it has been tossed up for service, the receiver gets the point. The player shall lose a point IF his free hand or body disrupts playing surface. Instruct the players to check with the head judge before leaving the room after each match.

For general rules, you should consult those adopted currently by USA Table Tennis (USATT, formerly USTTA). For a current copy of USATT rules, you may contact the USATT headquarters at the following address.

USA Table Tennis
One Olympic Plaza
Colorado Springs, CO 80909
Phone: (719) 866-4583
FAX: (719) 632-6071
usatt@usatt.org
www.usatt.org

TENNIS SINGLES (Male-431) (Female-454)

ELIMINATION/PERFORMANCE EVENT

Tennis Uniforms

Male and Female - Appropriate athletic clothing must be worn for all games. (See athletic dress code in SECTION I of these guidelines.)

The Racket

The racket may be any commercially produced racket.

The Choice of Ends and Service

The choice of ends and the right to be server or receiver in every match shall go to the younger player, provided that, if he chooses the right to be server or receiver, the other player shall have the choice of ends, and vice versa.

A Game

It takes four (4) points to win a game unless the game reaches deuce, in which case play continues indefinitely until one player gets two (2) points ahead.

A Set


A regular set shall consist of six (6) games. A short set begins play at two (2) games all. The 12-point tie breaker will be used in all sets that reach six (6) games.

A Match

A match shall consist of two (2) of three (3) short sets, except for finals. Finals matches shall consist of the best of two (2) out of three (3) regular sets.

The 12-Point Tie Breaker

Player A, having served the first game of the set, serves the first point from the right court. Player B serves points 2 and 3 (left and right). Player A serves points 4 and 5 (left and right). Player B serves point 6 (left) and, after players change ends, point 7 (right). Player A serves points 8 and 9 (left and right). Player B serves points 10 and 11 (left and right). Player A serves point 12 (left). A player who reaches 7 points during these first 12 points wins the game and set. If the score has reached 6 points all, the players change ends and continue in the same pattern until one player establishes a margin of two (2) points, which gives him the game and set. Note that players change ends every six (6) points. For a following set, the players change ends and player B serves the first game.



Rules

For general rules, see the U.S. Tennis Associations Rule Book. It may be ordered from the following address or through your local bookstore.

USTA Online Store

Attn: Orders

2605 E. Oakley Park Road, Ste. C

Commerce Township, MI 48390

1-800-677-0275

Fax: (248) 737-6944

support@USTAshop.com

www.usta.com

VOLLEYBALL (Female Only) ELIMINATION/PERFORMANCE EVENT

It is recommended that teams learn to play “power volleyball” as opposed to an open-handed “beach ball” type of game. The *Volleyball Rules Book*, published by the National Federation of State High School Associations, gives more precise rules and regulations. You must obtain the latest edition of these rules as they are subject to change each year. To order, call or write to the address given on page 3 of this Section.



Players

A team must have a minimum of six (6), maximum of ten (10) members to compete. A team shall consist of six (6) players to begin a match. Only players, two coaches, and one statistician are allowed on the team bench.

Uniforms

Each team is to be in a standard uniform (every member dressed alike). Each player is to be identified by a number on the uniform top that is not a duplicate of a teammate’s number. It is recommended that a 2-inch number be placed on each sleeve near the shoulder seam. A 4-inch number shall be located on the upper front of the uniform top and placed so that the top of the number is no more than 4-inches down from the shoulder seam. The number on the back of the uniform top shall be at least 6-inches high. (See female athletic dress codes in SECTION I of guidelines for requirements.)

Game and Match

Rally scoring is to be used to keep score. Points are awarded on each play regardless of which team serves. The let (net) serve shall be allowed, and play shall continue provided net contact is entirely within the net antennas. Matches are two (2) out of (3) games to 25 points, must win by two with a cap of 30. This means if a game is tied 29-29, the next point wins.

Playing Area

Before a match begins (and before the third game of a match if necessary to determine the winner of a match) the team from the least total pupil enrollment (age 13 and older students) shall have the choice of serving/receiving **or** from which court they will serve.

Table Help

Each team must provide one person to help with the score table for each game played.

Warm-up time

Each team will have at least five (5) minutes of warm-up time, unless it is game time; then present team may take the court to warm-up.

Substitution

The coach may make a request for substitution when the ball is dead. The referee will report the change to the scorer and then signal the substitute to enter the game. The incoming player must take the position in the serving order of the player replaced.

Correct substitution procedure is covered in Rule 10 of National Federation's *Volleyball Rules Book*. It includes the number of entries a player is allowed; substitution for an injured/ill player before and during a game; and illegal, improper, and abnormal substitutions.

Rotation

When a team loses its serve, the team receiving the serve rotates one position, clockwise.

Player actions

Pass A play in which the ball is hit into the air so that another player can get into position to contact the ball.

1. Forearm pass - a controlled skill, generally used as a team's first hit in which the ball rebounds from the forearms of the receiver to a teammate.
2. Overhead pass (setting action) - two-hand finger action directing the ball to a teammate.
3. Set - two-(or one-) hand finger action directing the ball to an attacker.
4. Dig - an underhand or overhead defensive saving skill in which the ball is contacted by the forearms, fists, or hands.

Attack Any play adding force and/or direction to the ball with the intention of returning the ball to the opponent. A team's third hit is always considered an attack.

1. Spike - an attack play in which the ball is forcibly hit into the opponent's court with a one-hand overhead motion.
2. Tip/Dink - a fingertip attack on the ball which directs the ball into the opponent's court.
3. Dump - a fingertip attack most commonly used by a setter on the second hit.
4. Overhead pass - two-hand finger action directing the ball over the net.

Block A play approximately arm's length from the net in which a player, whose hand is raised above the head, contacts the ball near the top of the net in an attempt to:

1. Prevent the ball from crossing the net, including a served ball.
2. Return the ball immediately.
3. Deflect the motion of the ball.

A block may involve wrist action provided there is no prolonged contact. (Sometimes more than one player is involved in the play as described above.)

Time-Outs

Requests for time-out shall be made by the coach or playing captain only during dead balls but not after the referee has signaled for the next serve.

Charged time-outs shall not exceed 60 seconds, and each team is limited to two time-outs per game. Requests for additional time-outs shall not be honored and shall be penalized by point or side-out. Time-outs may be taken consecutively without play between them. A time-out requested prior to the start of the game shall be honored.

An additional time-out shall be permitted each team when the score is 25-25.

HINTS FROM THE VOLLEYBALL JUDGES

A good volleyball team is proficient in the bump, set, and spike.

A powerful serve is not as important as a consistent one. You can't score a point if you don't get the ball over the net.

Remember that, although the matches at Internationals will be scheduled for a precise time, you should keep in close contact with the competition in case of unexpected schedule changes.

Read the latest edition of the National Federation's *Volleyball Rules Book* carefully; many helpful situations are discussed (contact information on page VI-3).


ARCHERY (Male and Female)

PERFORMANCE EVENT

Classes

- Unlimited Free Style (Male-436) (Female-445)
- Limited Free Style (Male-437) (Female-446)
- Bare Compound Bow (Male-438) (Female-447)
- Traditional Instinctive (Male-439) (Female-448)

(No student may enter more than two archery events.)



Unlimited Free Style

This class will be reserved for the top archers. To compete in this class at Internationals, a student must score a minimum of 160 points out of a possible 240 at the regional level.

Verification of this score, signed by the local Convention Coordinator, must accompany the student to International Student Convention. This must be presented to the Chief Judge on the day of competition.

Equipment for this class may vary as listed. A bow (compound or recurve) may be used. This bow must meet all general guidelines for equipment. A release aid, adjustable sights (with nonmagnifying dot, cross hair, or pins), stabilizer over twelve inches, and wings will be allowed. Sights may be adjusted at will; however, no extra time will be allowed for setting sights. Any one or all of these added to a bow will move it to this class.

Limited Free Style

Equipment for this class is as listed. A bow (compound or recurve) may be used. This bow must meet all general guidelines for equipment. Sights on this bow must be fixed pin sight. Archers will not be allowed to adjust their sights at the shooting line. Any stabilizer used must be twelve (12) inches or less. Wings are not allowed. Arrows must be released by fingers without the help of any mechanical device (no release aid).

Bare Compound Bow

This class is restricted to compound bows. Bows must meet all general guidelines for equipment. No sights, stabilizers, or wings allowed in this class. An arrow rest and nock are the only items allowed on a bow.

Traditional Instinctive

This class is restricted to recurve, long bows, and self-made bows. Bows must meet all general guidelines for equipment. No sights, stabilizers, or wings allowed in this class. An arrow rest and nock are the only items allowed on a bow. The bow may be shot off the shelf.

Equipment

Bows

All bows must be in good condition with no frayed strings or cracks in the riser or limbs. No bow will be used that is considered unsafe. No overdraws or bows with a built-in overdraw will be allowed. The maximum draw weight for any bow will be sixty (60) pounds. All compound bows will be checked for proper draw weight at equipment check. No shooter will be allowed to compete with a bow set over sixty (60) pounds. (Please read safety section on page VI-16.) The minimum draw weight will be twenty (20) pounds. **Crossbows are not allowed.**

Arrows

Arrows must be selected that match the draw weight of the bow. Arrows should be used that will spine correctly and weigh at least five (5) grains for each pound of draw weight. (Example: a 50-pound bow should use at least a 250-grain arrow.) Your local archery shop will be glad to help with arrow selection and setup.

Arrows will be equipped with target or field tips only. No hunting tips or broadheads of any kind are permitted. A contestant should take at least eight (8) arrows to the shooting line. Seven (7) arrows will be shot at each target. The Chief Judge will mark one of the seven arrows with a "P" indicating a practice arrow. The score for the practice arrow will not be counted. The eighth arrow will be used as a spare should an arrow be lost or damaged. All arrows shall be of identical length and weight. Arrows can be made of aluminum, carbon, or aluminum/carbon composite.

Good wood arrows can be used in the traditional class. Wood arrows will not be allowed with compound bows.

Arrow Nocks

Bow strings must be fitted with no more than two (2) standard metal nocks. If two (2) are used, they may be no more than one-half inch apart.

Strings

Bow strings in the Unlimited and Limited Free Style classes may contain any type of sighting mechanism, except those that are electrically powered or use any type of magnifying lens. String walking is not allowed in any class.

Targets

All targets will be round 48" ten-ring targets. The distance will be as follows: 20, 30, 40, and 50 yards.

Safety

The utmost care will be given to safety. A bow is a deadly weapon, not a playroom toy. Any student who does not follow all safety rules will be removed from the firing line.

1. Never point your bow in a direction other than downrange.
2. No horseplay!
3. Never run with an arrow in your hand.
4. Don't nock an arrow until instructed to do so.

Any student who cannot safely pull his/her bow will be asked to lower the poundage. The person should be able to pull the bow to full draw without having to reach to the sky or ground. A good way to check this is to have the student sit on a bucket and pull the bow. If he cannot pull it without reaching up or down, lower the poundage.

A.C.E. recommends that your equipment be inspected for safety by a professional before competition.

Rules of Competition

1. Each student will comply with all orders given by the judges.
2. No coaching from the sidelines.
3. Once on the line, shooters may talk only to the judge.
4. Shooters may not distract other archers.
5. The decision of the judges is final.

Order of Competition

1. Each archer will shoot seven (7) arrows at each target. (One is practice.)
2. When advancing to the firing line, each archer will place bow on the ground or place it in a bow holder (archers provide own holder).
3. On the order, "The line is clear. You may pick up your bow," archer picks up bow. Next, "The firing line is no longer clear. Commence firing." At this command, archers shoot arrows. When each archer finishes shooting arrows, the bow is placed on the

ground or in a bow holder. When all bows are on the ground or time has run out, the Line Judge will say, "Cease firing." At this point, anyone not finished will place his bow on the ground. The Line Judge will then say, "Is the firing line clear?" Each judge will respond by raising his or her hand. When the Line Judge is satisfied that the line is clear he will say, "The firing line is clear. Advance to your target score and remove your arrows." When all archers and judges have returned to the line, the Line Judge will say, "Advance to the next target." These steps will be repeated until each archer has completed the course.

Scoring

Scoring will be from ten to zero with bull's-eye being "10." Any arrow that touches the next higher score will be scored at the higher score. The highest possible score will be 240 points.

Time

There will be a time limit of five (5) minutes on each target for the archer to shoot all seven (7) (one practice) of his/her arrows. Two (2) minutes will be allowed to score the archer's arrows. If lost arrows are not retrieved in this time limit, the student may come back after competition is over and search for lost arrows.